



NORTHERN VIRGINIA TRANSPORTATION COMMISSION

Presentation to the
Transit Capital Projects Revenue Advisory Board

HOW WMATA IS FUNDED IN VIRGINIA

Kate Mattice
NVTC Acting Executive Director

Northern Virginia Transportation Commission
2300 Wilson Blvd., Suite 620, Arlington, VA 22201

www.NoVaTransit.org
703-524-3322

Brief History of WMATA



- Created in 1967 by an interstate compact as a tri-jurisdiction operation between Maryland, Virginia and the District of Columbia
 - NVTC was founded as Compact representative for Virginia
- Construction began in 1969, with first phase of Metrorail operations in 1976
- In 1973, under direction from the U.S. Congress, Metro added a second transit service, Metrobus
- In 1994 Metro added MetroAccess
- Original 103-mile Metrorail system was completed in early 2001
- Expanded in 2004 to 106 miles with a Blue line extension and additional stations on the Red Line, and in 2009 with the 11.6-mile silver line phase one extension, adding 5 stations bringing a total to 91.
- Silver Line Phase 2 will add 11.4 miles, and is expected to be complete in 2019

WMATA System Facts



- ✓ 2nd largest heavy rail system, 5th largest bus system, 5th largest paratransit service in nation.
- ✓ Average weekday passenger trips on all three modes total approximately 1.1 million.
- ✓ More than half of Metrorail stations serve federal facilities, over a third of Metrorail trips on an average weekday are by federal employees.



- ✓ Metro has spurred over \$235.0 billion of economic development at or adjacent to Metro property.

WMATA Statistics for Virginia



In FY2014, Northern Virginia transit ridership represented 78 percent of total transit ridership in Virginia.

During this period, Metrorail and Metrobus represented approximately 81 percent of total transit ridership in Northern Virginia.

FY2015 WMATA Statistics for Virginia Service

	Metrobus	Metrorail
Unlinked Passenger Trips (UPT)	21,019,621	110,146,465
Passenger Miles Traveled (PMT)	66,809,899	643,257,626
Fleet Size (System Wide)	1,500	1,116
Average Fleet Age (System Wide, years)	5.6	23.9
Average Weekday Unlinked Trips	71,935	329,386
Average Trip Length (miles)	3.18	5.89

Virginia's WMATA Funding Obligations



- The Virginia funding commitment is born by the local jurisdictions of the Northern Virginia Transportation District
 - Alexandria, Falls Church, and Fairfax cities
 - Arlington and Fairfax counties
 - Loudoun to be included once Silver Line Phase II opens
- Stated in the Metro Compact
- Source of funds used by Jurisdictions
 - Local, regional, and state
 - Attributed FTA formula funding to WMATA

Source of Local Capital & Operating Funding



- Local quarterly subsidy payment made from:
 - Local Funds
 - Trust Funds (NVTC)
 - Gas Tax Revenues (NVTC)
 - Local general funds
 - NVTA HB 2313 “30 percent” funds
 - Bond Proceeds
 - DRPT Capital & Operating Assistance Reimbursements
- Other capital support (discretionary)
 - NVTA “70 percent” funds
 - Federal CMAQ allocation

About the Northern Virginia Transportation Commission



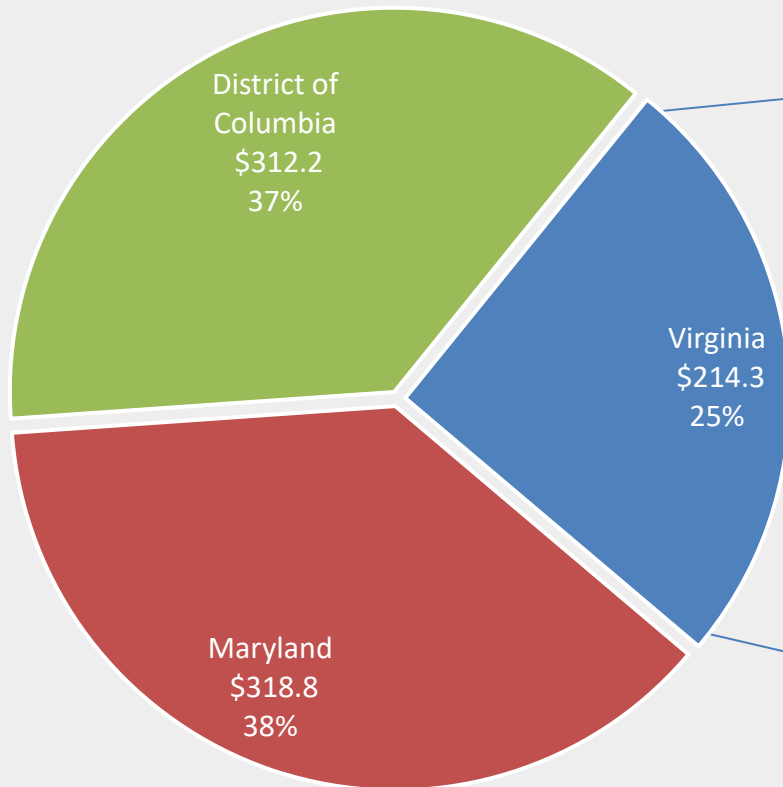
- Founded in 1964, in part to establish the Metrorail System
- Promotes safe, reliable, and cost-effective service of WMATA Metrorail and other transit services
- Manages transit assistance from the Commonwealth
- Appoints Virginia members to the WMATA Board
 - Report to Commission on budget and finance, safety, customer service, and other matters
 - WMATA GM briefs NVTTC at least annually on key issues
- Lead Northern Virginia efforts such as emergency planning, fare payment technologies, identifying funding resources

NVTTC is comprised of 19 elected officials (13 local, 6 state) and one designee of the Commonwealth who also serves on WMATA Board. (+ 1 Loudoun rep July 2016)

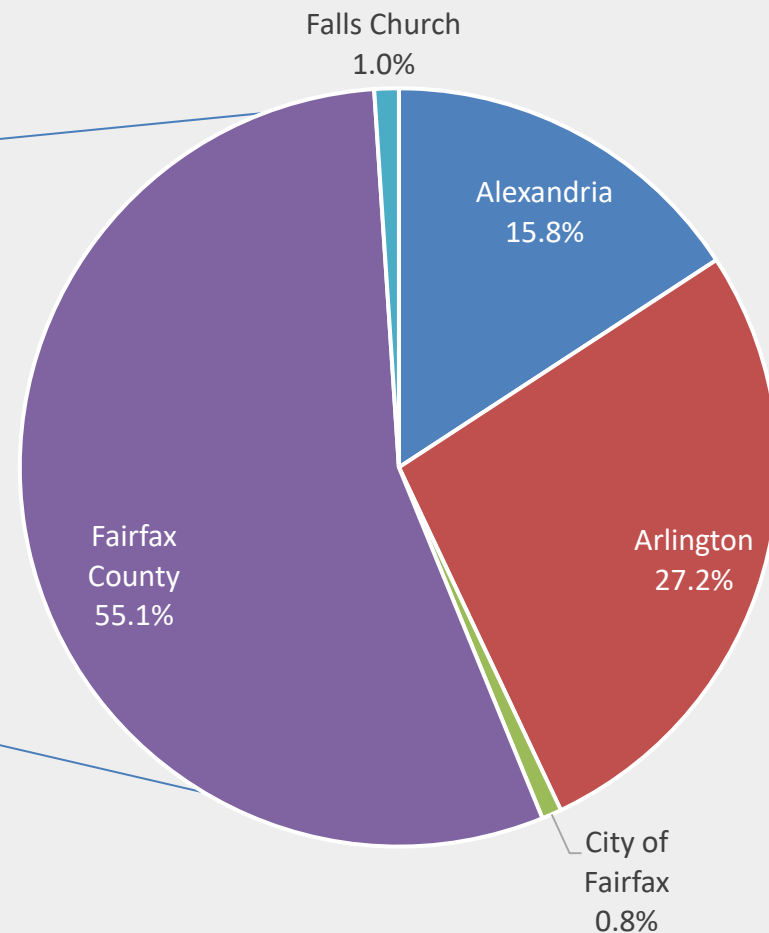
FY2016 Operating Subsidy



FY16 Operating Subsidy



FY16 Operating Subsidy - Virginia

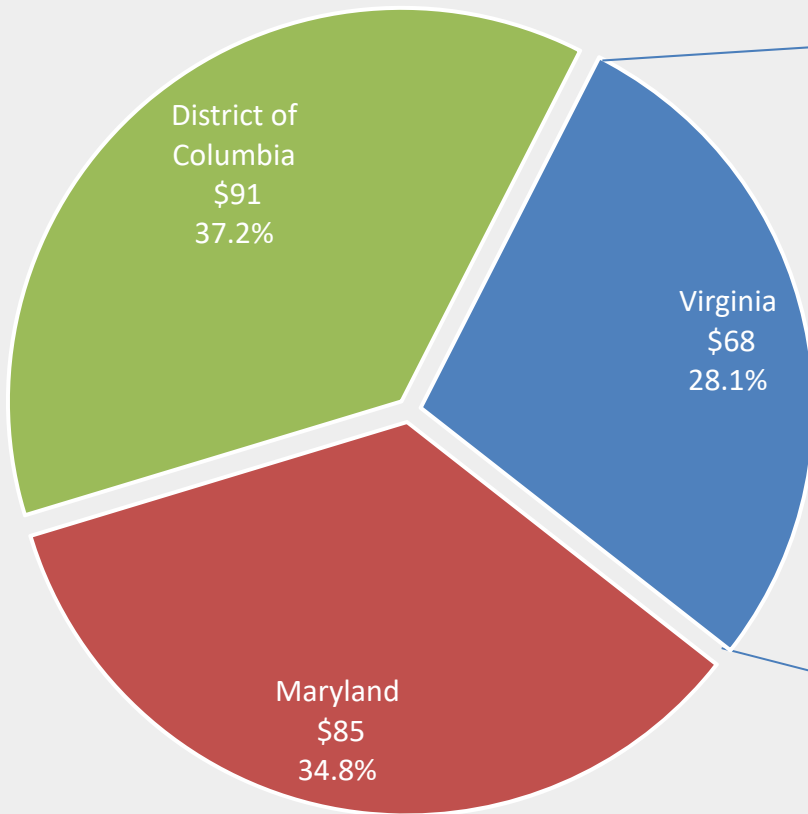


Source: WMATA FY2016 Approved Budget

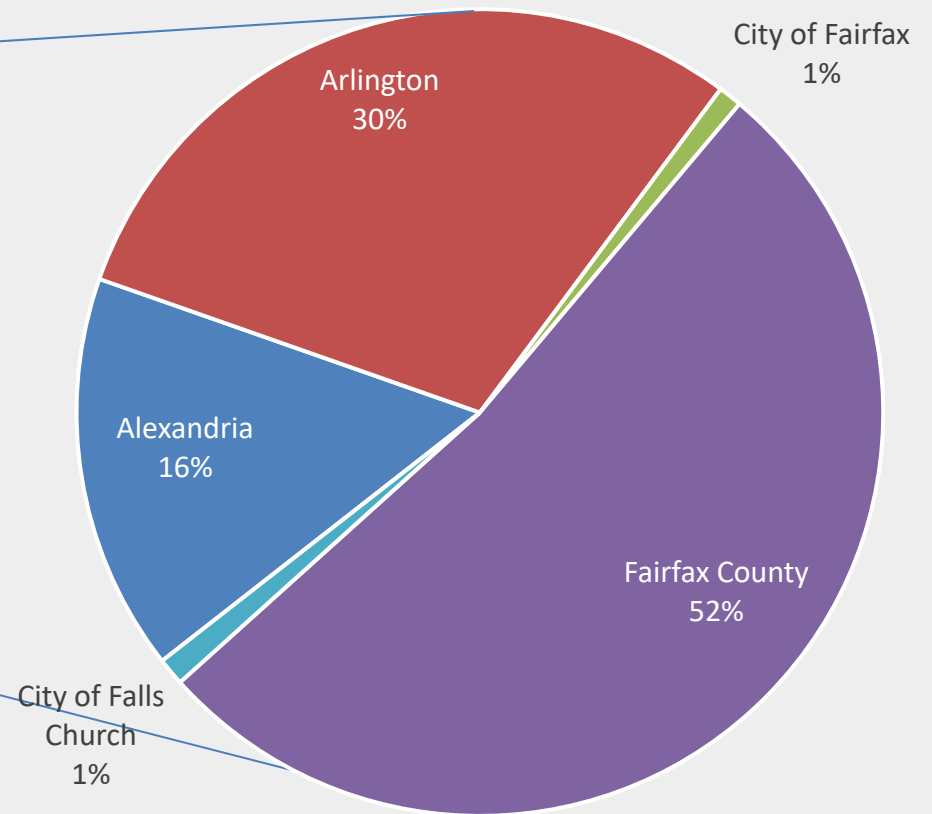
FY2016 Capital Improvement Program Subsidies



FY16 CIP Subsidies



FY16 CIP Subsidies - Virginia



Source: WMATA FY2016 Approved Budget

Federal PRIIA

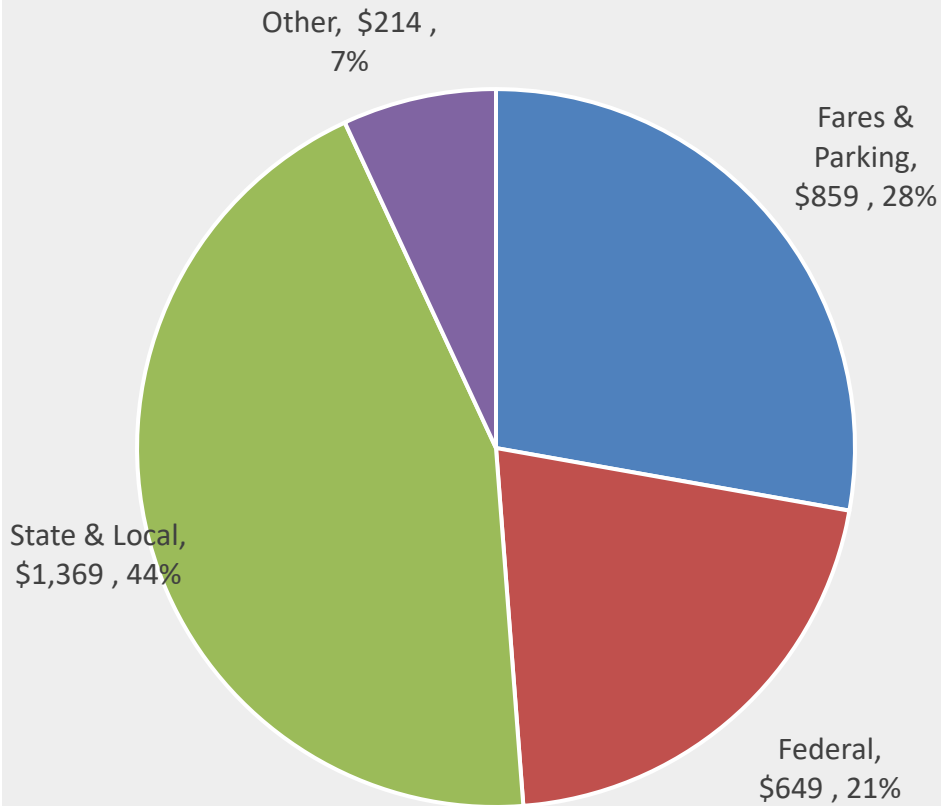


- Passenger Rail Investment and Improvement Act of 2008 (PRIIA)
- \$1.5 billion for WMATA over ten years
 - Last available year is Federal FY2019
- VA, DC, MD provides an additional \$1.5 billion match
- Authorization but not appropriation, not guaranteed
- VA match from DRPT directly

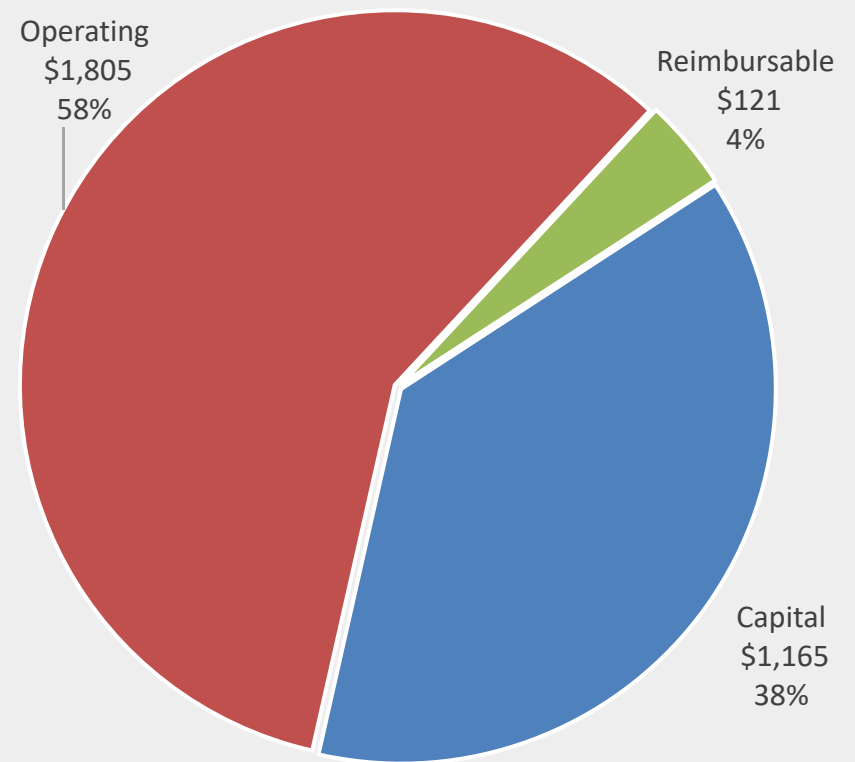
FY2016 WMATA Funding Characteristics: System Wide



FY16 Sources of Funds – System Wide (Total \$3.1 billion)



FY16 Uses of Funds – System Wide (Total \$3.1 billion)

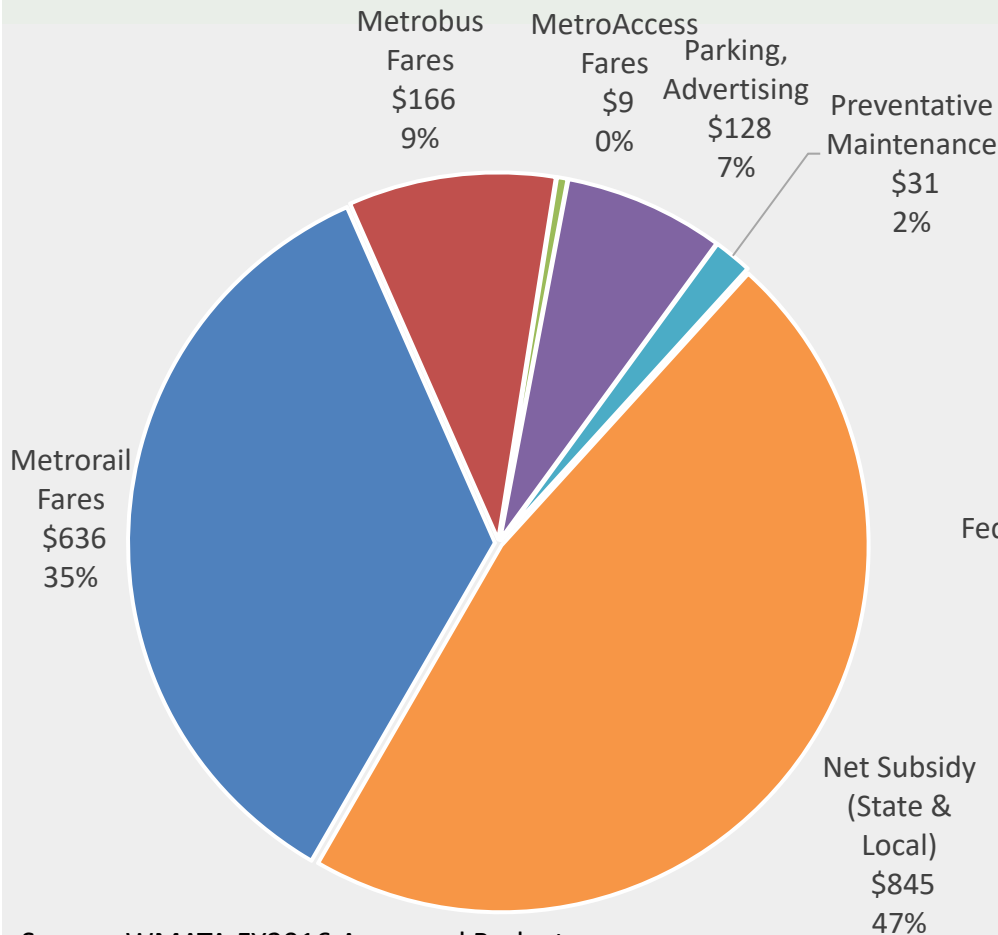


Source: WMATA FY2016 Approved Budget

FY2016 WMATA Funding Sources: System Wide



FY16 Operating Sources of Funds
\$1.81 billion



Source: WMATA FY2016 Approved Budget

FY16 CIP Sources of Funds
\$1.165 billion

